

WGH Expansion Project Community Open House September 30, 2015



yukon
hospitals

About WGH Expansion

The project includes a 40,000 square-foot expansion to the existing hospital, including:

- ✓ New emergency department
- ✓ Critical care observation area next to ED
- ✓ Shelled second floor for future use
- ✓ Data centre for I.T. systems
- ✓ Energy, mechanical and electrical upgrades
- ✓ Renovations to vacated medical imaging and emergency department spaces
- ✓ MRI facility (opened January 2015)

Nearly \$72 million for the project is funded by Government of Yukon

Key Features

- **Improved emergency care**
 - Modern, more suitable patient care areas
 - Improved patient flow
 - Improved comfort, safety and security
- **Improved healing environment**
 - Minimize the spread of infections and length of patient stays
 - Use current technology with ability to add in the future
- **Sustainable building and services**
 - Provides flexibility and standardization
 - Enhances work environment for staff and physicians
- **Improved diagnostic imaging services**

Why Expansion?

1. Quality and safety

- Infection control
- Line of sight
- Travel distance efficiency
- First point of contact
- Mass casualty and decontamination management

2. Health care delivery

- Appropriate number of suitable treatment spaces

3. Yukon demographic health needs

Project Timeline

Key Milestones	
Government funding approved	July 2014
Process to select design-build team <ul style="list-style-type: none">• RFQ• RFP	July 2014 – May 2015
Conceptual design unveiled	June 2015
Construction begins <ul style="list-style-type: none">• Site preparation• Ambulance station	July 2015
Ambulance station opens	March 2016
Construction begins on two-storey wing (emergency dept)	April 2016
Construction complete	September 2017
Emergency department opens	Late 2017/early 2018

Staff & Community Engagement

- Hospital management, nurses, doctors and operations staff actively involved in setting specifications and evaluating proposals
- Local contractors and service providers participated in two networking sessions with design-build teams
- First Nations communities took part in full-day session to provide feedback on expansion design
- Public invited to post comments on board in hospital – how to make new emergency department patient/family friendly

Local Involvement

- Nearly 70% of total work hours to date on construction site provided by Yukon sub-trades
 - Excavation and paving
 - Electrical
 - Plumbing and heating
 - Concrete
 - Construction equipment and materials
 - Signage

What we've heard from the public

Make the new emergency department more patient/family friendly

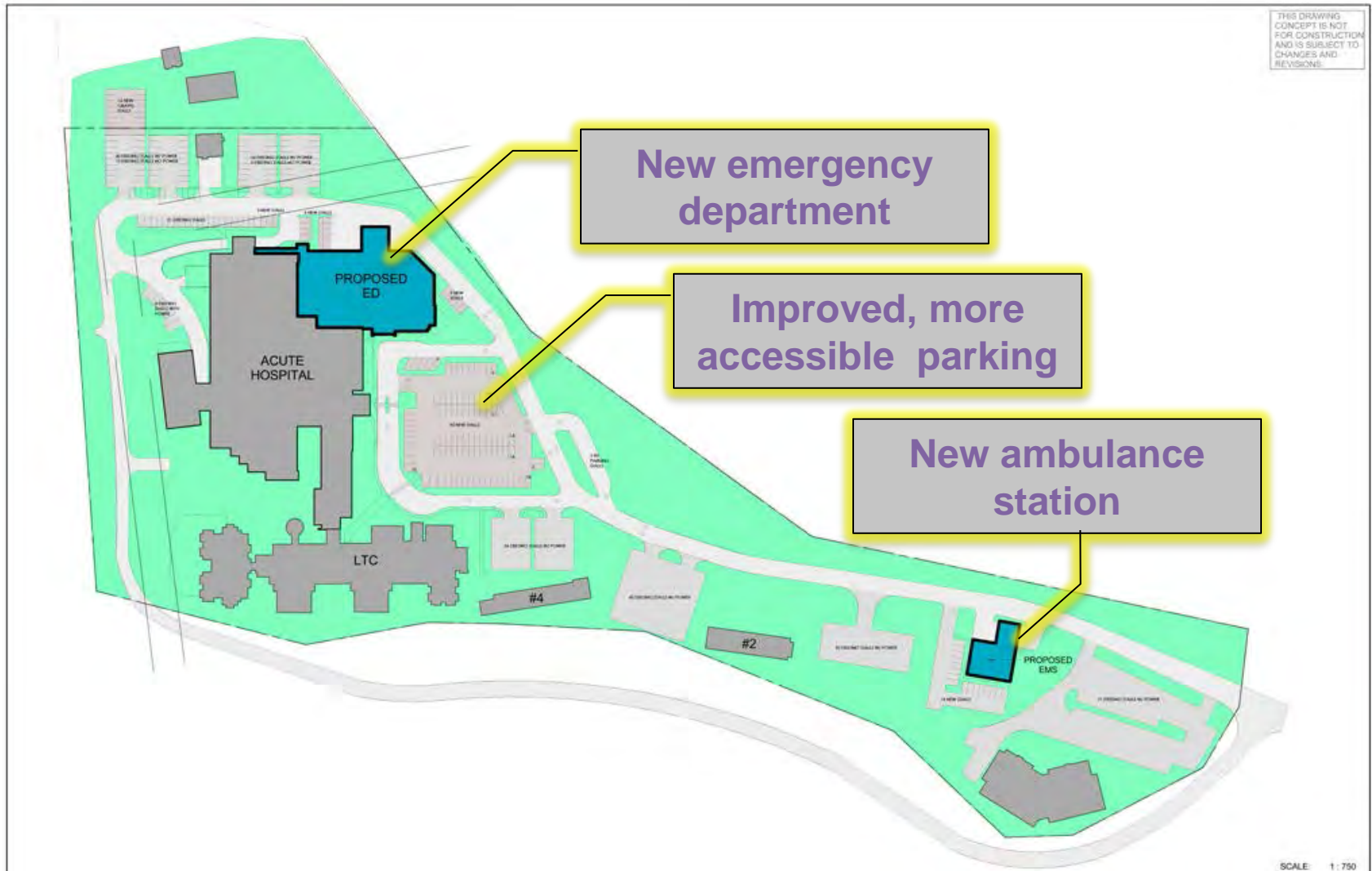
- Offer children's play area
- Improve parking/offer more accessible parking
- Create/offer outdoor garden space
- Make waiting area more comfortable
- Have more patient rooms
- Improve privacy
- Recognize First Nations in all areas of the hospital – design, architecture and artwork
- Ensure admitting/discharge faces incoming patients
- Ensure hospital has accessible patient drop-off zones

Existing Site Plan

- June 9, 2015



New Site Plan



Main Level Floor Plan



Second Floor Plan (Shell)



Expansion – Aerial View

Patient drop-off at emergency entrance

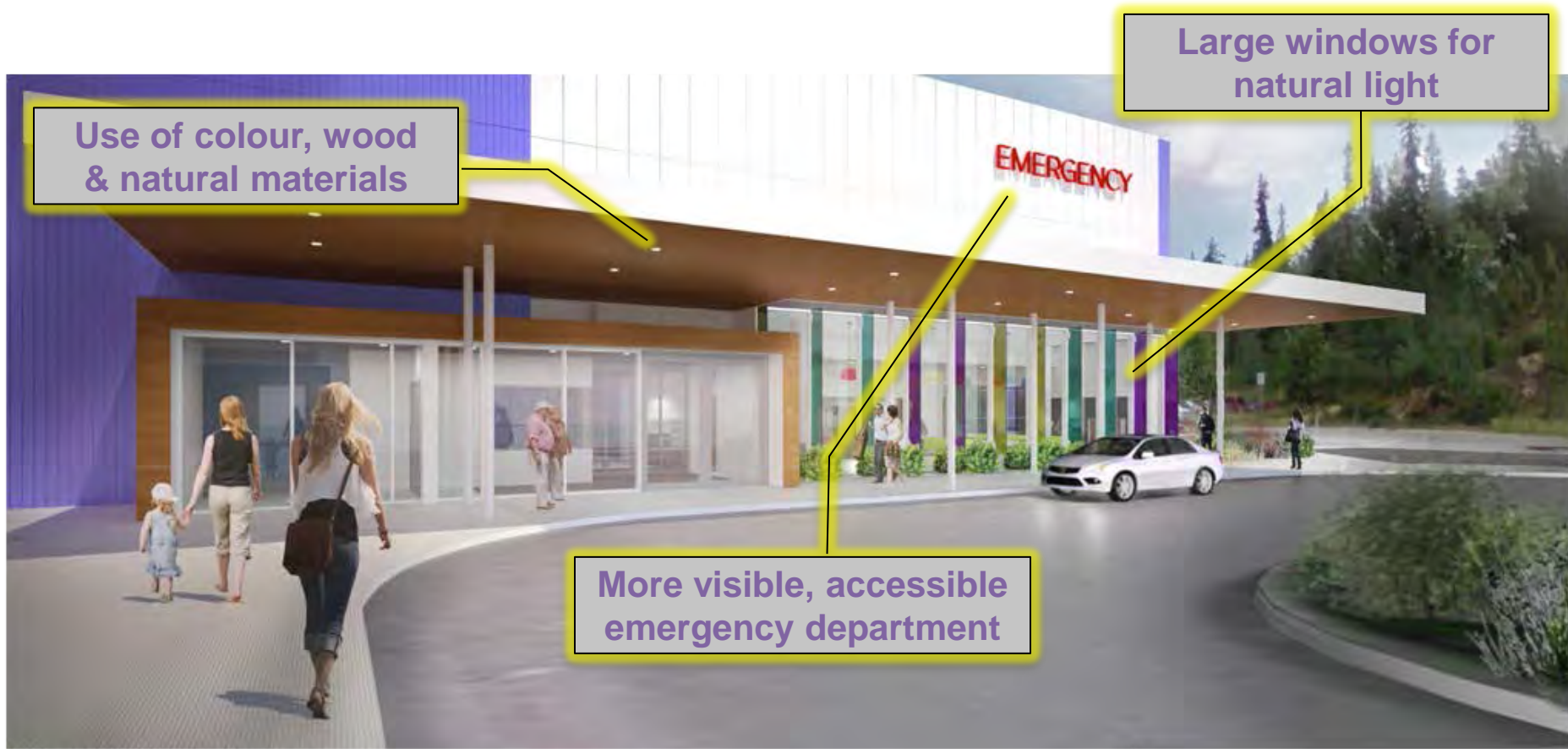
Landscaped outdoor space



EXTERIOR PERSPECTIVE - AERIAL VIEW

*SECOND FLOOR WINDOWS FORM PART OF A FUTURE PHASE

Emergency Entrance



Use of colour, wood
& natural materials

Large windows for
natural light

More visible, accessible
emergency department

EXTERIOR PERSPECTIVE - WALK-IN ENTRANCE VIEW #1

Patient Waiting Area

Use of colour, wood & natural materials



INTERIOR PERSPECTIVE - WAITING AREA

Comfortable, more visible waiting area with children's area

Triage and Reception



Reception/triage facing patients
as first point of contact

INTERIOR PERSPECTIVE - TRIAGE AND RECEPTION

Exam and Treatment Space

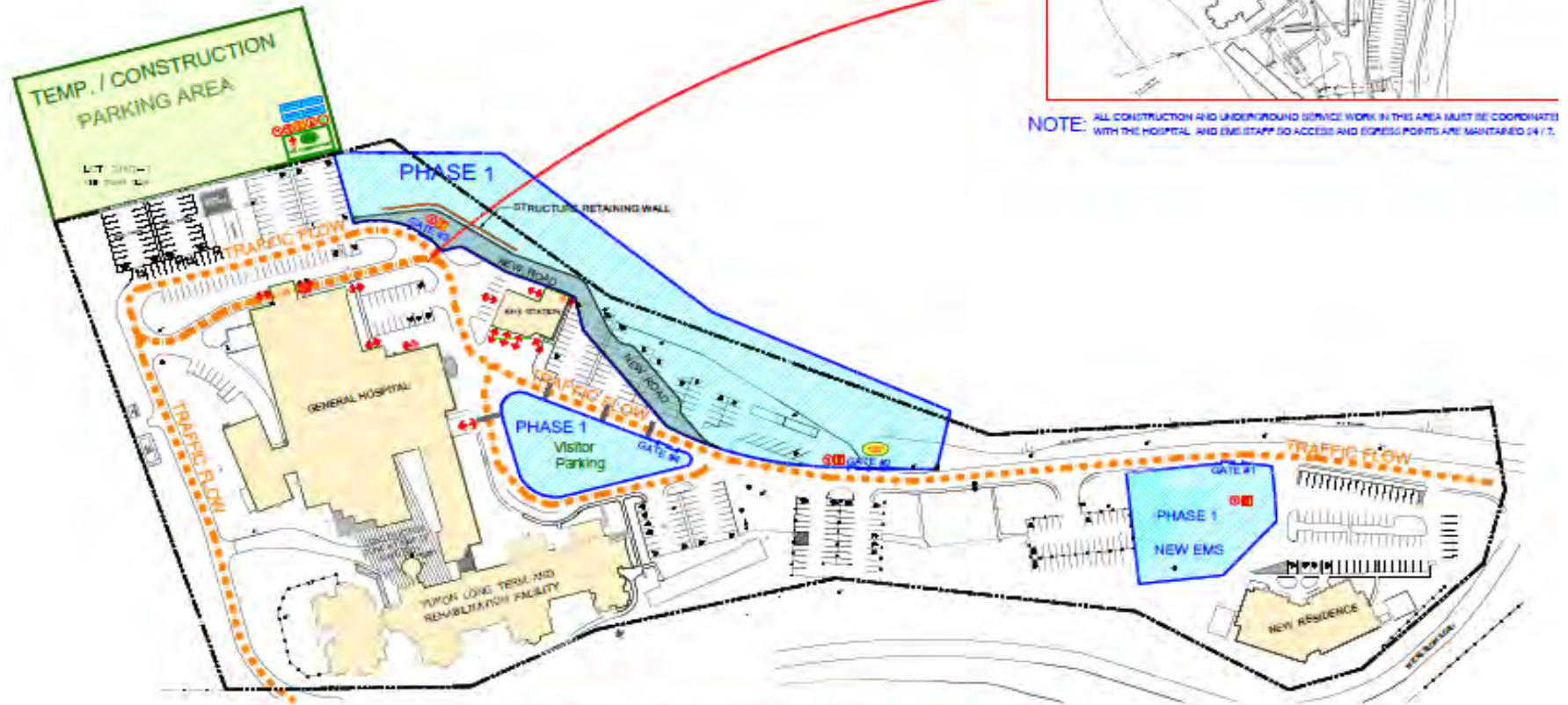
Better line of sight,
improved flow

Improved privacy



INTERIOR PERSPECTIVE - EXAM AND TREATMENT SPACE

Phase 1: June 2015 to March 2016



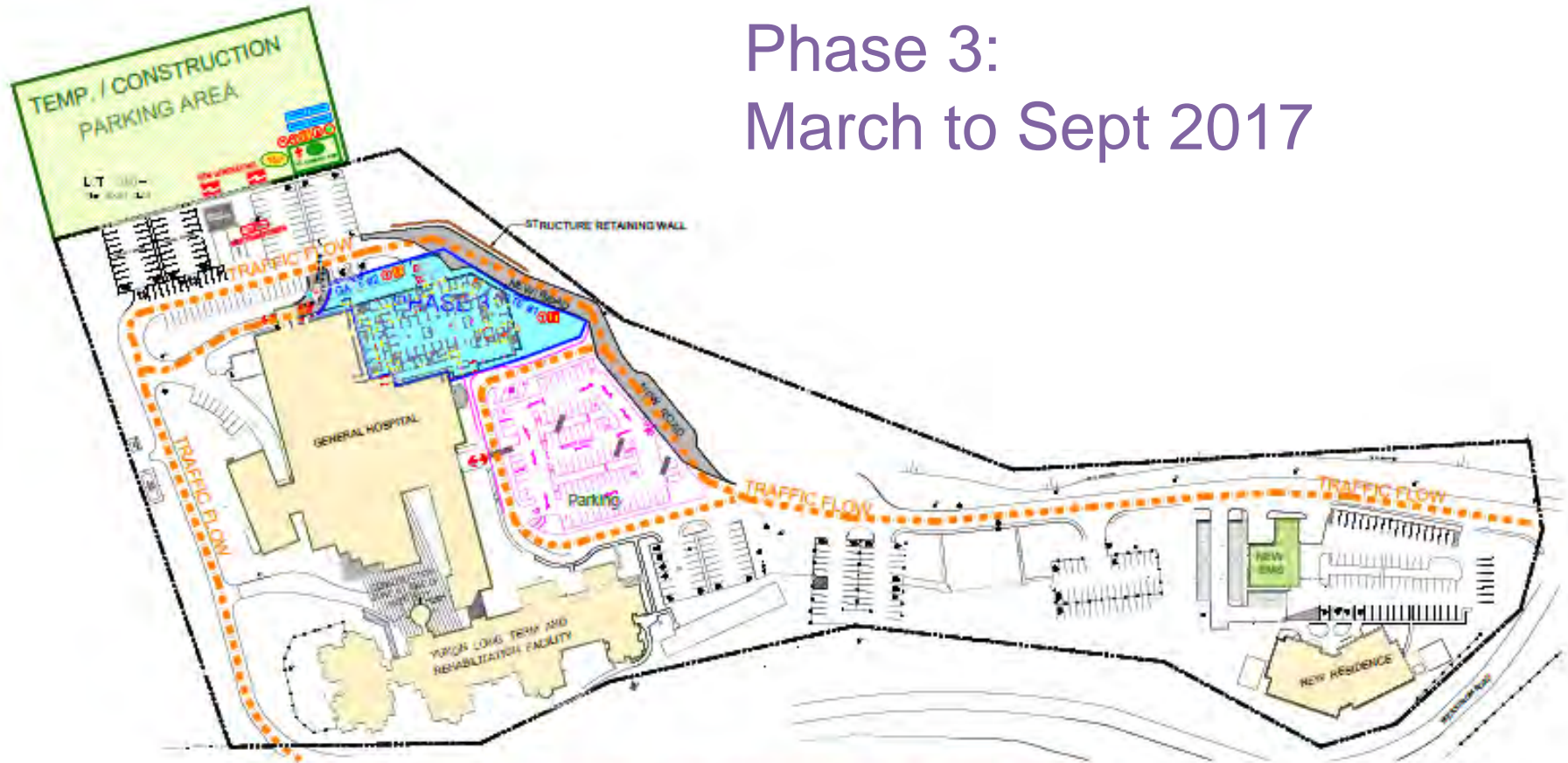
PHASE - 1 (START DATE JUNE , 2015)

Phase 2: March 2016 to March 2017



PHASE - 2 (START DATE MARCH, 2016)

Phase 3: March to Sept 2017



PHASE - 3 (START DATE APRIL, 2017)

Thank you

Questions?